



NEW EUROCARGO



**THE TRUCK
THE CITY LIKES**

IVECO

Your partner for sustainable transport







NEW EURO CARGO

Even more attractive, eco-sustainable, efficient and manoeuvrable.
Cities love New Eurocargo: the truck that respects people and the environment in which it works, even on the busy streets of a major city.

New Eurocargo – the face changes but the essentials remain: its functionality and design are new, but it is the same robust, reliable and versatile vehicle already chosen by half a million customers in Europe, Africa, the Middle East, Australia and Latin America. A business partner – and an asset – for everyone.



DESIGN	06	-	COMFORT	08	-	SAFETY	10
HI-SCR	12	-	EFFICIENCY	13	-	PERFORMANCE	14
	RELIABILITY	16	-	TELEMATICS	18		
	TOTAL COST OF OWNERSHIP (TCO)	19					
VERSATILITY	20	-	CUSTOMER SERVICES	24			

DESIGN

THE URBAN FACE OF ROAD TRANSPORT

WITH NEW EUROCARGO, ROAD TRANSPORT HAS A BRAND NEW LOOK.

The new cab is modern and practical, fully expressing the vehicle's energetic character.

NEW EUROCARGO MIRRORS THE STYLING of the **IVECO** Daily. The new air deflectors have been re-shaped in line with the design of the cab exterior and highlight the Iveco brand name in the centre. With its UV filter screen, the windscreen offers excellent protection, without the negative aerodynamic impact of an exterior sunshade.

The new bumper provides a step giving access to the windscreen for cleaning whilst also housing the AEBS radar. The re-designed headlamp cluster, with LED Daytime Running Lights (as standard), is also available with Xenon headlights.

The doors now feature the Eurocargo logo as well as initials to identify the model.



DESIGN MEETS FUNCTIONALITY. All of the details have been developed following an in-depth study into aerodynamics – such as, for example, the new air deflectors which guide the flow of air thereby guaranteeing the door handle stays clean.

NEW EUROCARGO IS THE PERFECT CITY TRUCK: perfect for door-to-door deliveries, for missions across town and for any other jobs in the city centre. Thanks to its ideal cab width (2.1 m), its large steering angle (52 degrees) and the best turning circle in its category (just under 11 metres for the 2790 mm wheelbase version), it is ideal for city work.



COMFORT

A COMFORTABLE OFFICE ON THE MOVE

NEW EUROCARGO TAKES COMFORT AND ERGONOMICS TO NEW LEVELS.

The steering wheel controls enable the driver to use the radio and phone safely. The vehicle also features new, more ergonomic controls for the automatic/automated gearbox, climate control and lights. Everything has its place, within arm's reach: additionally there are now more storage compartments for work items and documents, and a hanging rail with hooks on the back wall of the cab.

The driver's side console houses two practical bottle holders, a 12 V power socket and an option for a compressed air socket.

NEW EUROCARGO TRULY IS AN OFFICE ON THE MOVE. The new mobile office centre console, with a capacity of 20 litres (available with single passenger seat), can house a laptop or tablet; it also features a reading light and is equipped with side storage pockets and two USB connectors for charging electronic devices. A practical work space can also be created by opening out the upper area of the console.

The new design also extends to the cab interior which is fitted with seats trimmed with an electro-welded fabric; optionally available is a new "high-comfort" air suspended driver's seat, with a fully adjustable backrest, height-adjustable seat belt, dual density upholstery, heating and ventilation. An armrest is available as an optional extra for all air-suspended seats.

PERFECT FOR URBAN MISSIONS, NEW EUROCARGO GUARANTEES EASY CROSS CAB ACCESS: thanks to the linear dashboard and the compact dimensions of the engine tunnel, the driver can easily leave the vehicle from either side of the cab. .





SAFETY

THE IMPORTANCE OF PREVENTION

NEW EUROCARGO PROTECTS THE DRIVER AND THE LOAD: in addition to its robustness and passive safety, New Eurocargo is now also equipped with a steering wheel airbag – a brand new safety feature. Active safety is also enhanced, thanks to the new electronic devices that have been installed (as standard) as part of the Driver Assistance System.

The **LANE DEPARTURE WARNING SYSTEM** (LDWS) warns the driver if the vehicle makes an unplanned departure from the lane. Thanks to a camera mounted on the windscreen, the system can recognise the road markings and will sound an alarm if the vehicle changes lane without the driver signalling.

In addition to the Electronic Vehicle Stability Control (EVSC), the **ADVANCED EMERGENCY BRAKING SYSTEM** (AEBS) helps to avoid accidents caused should the driver become distracted. The system measures the distance from the vehicle in front, and calculates the time remaining to take action before a potential collision; a double warning system is triggered before the brakes are applied. In the event of a moving obstacle, the system intervenes automatically, reducing the speed to 20 mph (32 kph) to avoid impact. In the case of a fixed obstacle, the system can prevent and moderate the impact by reducing the speed by 6 mph (10 kph). Warning: the AEBS does not guarantee that you will avoid collisions and it cannot eliminate the risks of driving without due care and attention.

THANKS TO THESE NEW SAFETY FEATURES, NEW EUROCARGO MEETS THE REQUIREMENTS OF THE NEW LEGISLATION EFFECTIVE NOVEMBER 2015 (Commission Regulation EU 347/2012).

The new safety features do not stop there. **ADAPTIVE CRUISE CONTROL** (ACC) adjusts the speed by maintaining the distance from the vehicle in front. To do this, it uses the same AEBS radar (with a range of 120 metres) to intervene automatically, first by reducing torque, then by applying the engine brake and, finally, the service brake.

To improve driving safety and visibility, the vehicle is fitted with LED **DAYTIME RUNNING LIGHTS** (DRL) as standard. Xenon headlamps are also available upon request. The **STEERING WHEEL CONTROLS** for audio and Bluetooth® devices promote road safety and enable the driver to focus their attention on the road.

DRIVER'S AIRBAG

AUDIO AND BLUETOOTH® STEERING WHEEL CONTROLS

ADVANCED EMERGENCY BRAKING SYSTEM

ADAPTIVE CRUISE CONTROL

BRAKING SYSTEM WITH ABS AND ASR

ELECTRONIC VEHICLE STABILITY CONTROL (EVSC) WITH HILL HOLDER

LED DAYTIME RUNNING LIGHTS

XENON HEADLAMPS



IVECO HI-SCR

REGENERATION? NO THANKS.

NEW EURO CARGO IS THE ONLY EURO VI IN ITS CATEGORY TO ADOPT A SINGLE AFTER-TREATMENT DEVICE FOR EXHAUST GASES: THE HI-SCR SYSTEM WITH PASSIVE DPF (exclusive to IVECO). An innovative solution which reduces fuel consumption, avoids overheating and technical stoppages.

The HI-SCR system is simple, lightweight and efficient:

- it does not require a large cooling system (and therefore does not change the vehicle structure);
- it uses fewer components (and fewer replacement parts) compared with the competition;
- it weighs considerably less than the EGR+SCR solution adopted by the majority of competitor vehicles;
- and it delivers reduced fuel consumption compared with EGR+SCR versions.

HI-SCR IS THE ONLY EMISSION CONTROL SYSTEM WHICH DOES NOT CHANGE THE COMBUSTION PROCESS – because it works through fresh air intake rather than exhaust gas recirculation. This means that the combustion temperature remains high and the percentage of particulate is reduced, without the need for active DPF regeneration. The problems of forced regeneration are eradicated at source.

This is a key benefit, not only because it increases reliability, but also because it enables unrestricted access to sensitive environments like tunnels, airports, ships and underground car parks, where the high temperatures caused by active regeneration can pose a significant risk.



EFFICIENCY

DIESEL FUEL CONSUMPTION
REDUCED BY UP TO 8%



NEW EUROCARGO: ANOTHER STEP ON THE ROAD TO IMPROVING EFFICIENCY. The latest generation Tector 5 and 7 engines use low-viscosity engine oil which reduces friction, increases efficiency and extends the maintenance intervals.

Other special features have been introduced across the entire engine range; these features are particularly important on busy urban missions where competitiveness depends on the total cost of ownership:

- the electronically controlled **TWO-SPEED ELECTROMAGNETIC** fan clutch which is engaged or disengaged according to the cooling requirements;
- the **ECOROLL** feature, introduced on the 12-speed gearbox, takes advantage of the vehicle's inertia and automatically shifts the gearbox in/out of neutral to reduce fuel consumption in various situations (e.g. downhill slopes);
- the **ECOSWITCH** (available on all 6- to 12-speed automated gearboxes) re-programmes the gear change logic for maximum efficiency. When switched on by the driver, the EcoSwitch feature activates the speed limiter, deactivates the kick-down function, and only authorises automatic gear changes.

Thanks to these features (and the use of a new, low-viscosity rear axle oil), New Eurocargo reduces diesel fuel consumption by up to 8 % on urban deliveries versus the previous model.

PERFORMANCE

GREATER FLEXIBILITY, LOWER FUEL CONSUMPTION

NEW EURO CARGO IS AVAILABLE WITH TWO NEW FOUR-CYLINDER 160 AND 190 HP ENGINES SPECIALLY DESIGNED FOR CITY WORK. The torque and power output has been optimised to suit the typical operating conditions of urban missions. Thanks to the new pistons, new injectors and the faster response of the new turbocharger, the compression ratio has risen from 17:1 to 18:1, improving the torque output over 1200 rpm by approximately 8 %. The two engines now reach torques of 680 Nm (for the 160 hp) and 700 Nm (for the 190 hp), reaching maximum power at 2200 rpm instead of 2500 rpm.



All this helps to significantly lower fuel consumption in the urban cycle and during acceleration.

THE ENGINES ON NEW EURO CARGO are Tector 5 four-cylinder 4.5-litre and Tector 7 six-cylinder 6.7-litre diesel engines. The range includes seven power levels from 160 to 320 hp, with a maximum torque of 1100 Nm.

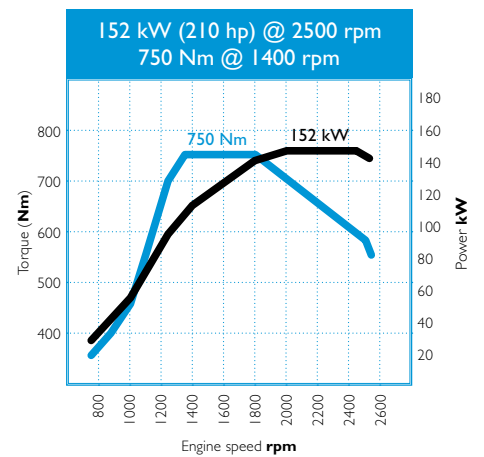
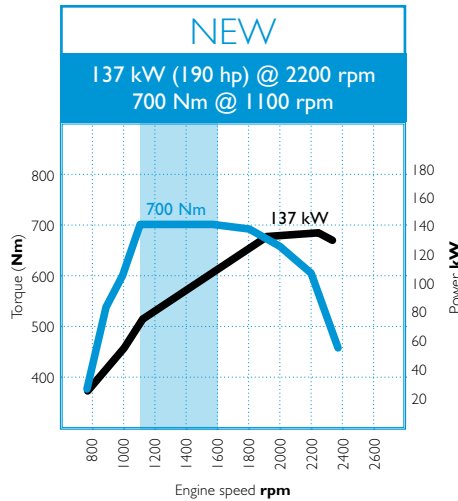
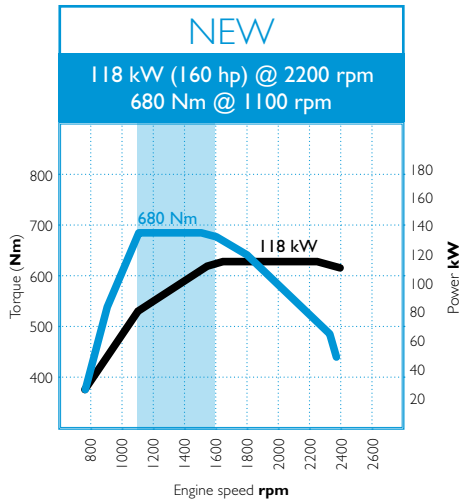
These engines are paired with 6- or 9- speed manual gearboxes, 6- or 12-speed automated or automatic gearboxes with torque converter.

The exclusive IVECO HI-SCR after-treatment system is lightweight and efficient, and eliminates regeneration downtime compared with competitor Euro VI vehicles equipped with an EGR+SCR solution.

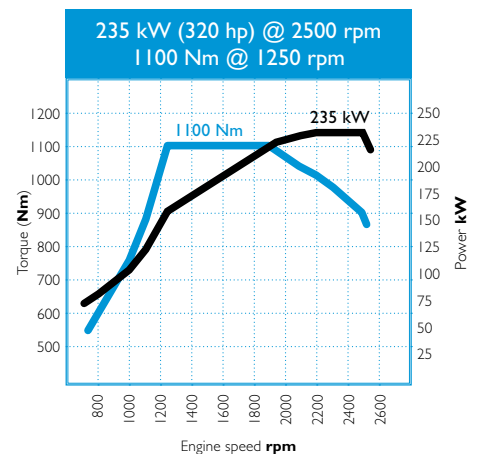
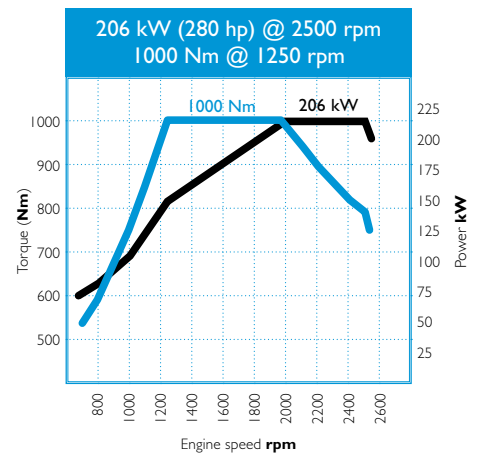
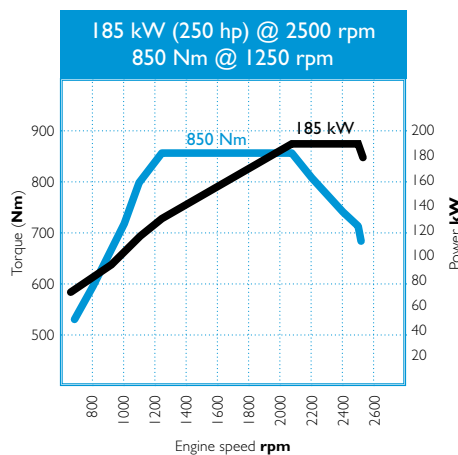
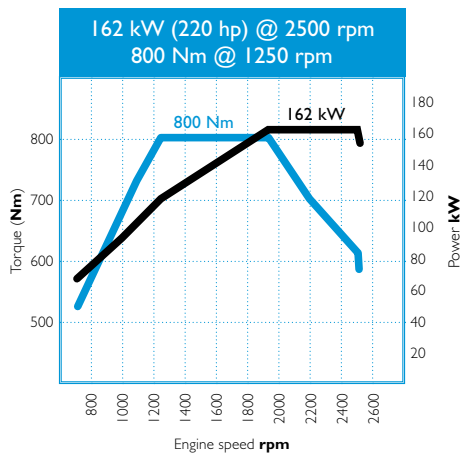
THE REGENERATION OF THE DIESEL PARTICULATE FILTER (DPF) IS PASSIVE, CONTINUOUS AND AUTOMATICALLY MANAGED ENTIRELY BY THE VEHICLE: this means that no action is required by the driver; there is no need to make periodic technical stops and the components are not subject to heat stress, all of which impact on the reliability of parts.

EURO VI ENGINES	NO. OF CYLINDERS	DISPLACEMENT	POWER	MAX TORQUE
	4 IN LINE	4.5 LITRES	118 kW (160 hp) at 2200 rpm	680 Nm from 1100 to 1600 rpm
			137 kW (190 hp) at 2200 rpm	700 Nm from 1100 to 1600 rpm
			152 kW (210 hp) at 2500 rpm	750 Nm from 1400 to 1800 rpm
	6 IN LINE	6.7 LITRES	162 kW (220 hp) at 2500 rpm	800 Nm from 1250 to 1900 rpm
			185 kW (250 hp) at 2500 rpm	850 Nm from 1250 to 2050 rpm
			206 kW (280 hp) at 2500 rpm	1000 Nm from 1250 to 1950 rpm
			235 kW (320 hp) at 2500 rpm	1100 Nm from 1250 to 1900 rpm

tector 5



tector 7



RELIABILITY

A WORKMATE YOU CAN RELY ON

NEW EUROCARGO APPEALS TO CUSTOMERS BECAUSE OF ITS RELIABILITY AND ROBUSTNESS: two qualities which stem from the chassis, derived from heavy haulage and designed to be durable and to withstand higher stresses (e.g. an unbalanced load or a sudden change of direction).

To adapt to any type of mission, new Eurocargo offers many different suspension solutions: parabolic, semi-elliptical leaf spring and air suspensions. Air suspensions are controlled by an ECAS (Electronically Controlled Air Suspension) system, which guarantees a constant vehicle position regardless of the load level. They can be fitted to the rear axle or to both axles.

THE FRONT AND REAR AXLES AND BRAKING SYSTEM guarantee that the mechanical characteristics remain reliable over time. The braking system is air-hydraulic on the 7.5 to 10 tonne range and full air on the 11 to 18 tonne range. All 4x2 versions are equipped with disc brakes as standard.

An exhaust flap has been introduced with the HI-SCR technology, which acts to quickly bring exhaust gases to the right temperature. This device also helps improve engine braking power (thereby improving the vehicle's overall braking capacity).





MODEL	MECHANICAL SUSPENSION			AIR SUSPENSION	
	PARABOLIC	REINFORCED PARABOLIC	SEMI-ELLIPTICAL	/P (REAR ONLY)	/FP (FRONT + REAR)
75 - 80L	■	□	□	□	
80 - 100	■	□	□	□	□
110L - 120L	■			□	
120 - 140	■	□	□	□	□
150	■	□	□	□	□
160	■	□	□	□	
180	■	□	□	□	
110W - 150W		■	□		

■ Standard □ Optionals

TELEMATICS

STAY CONNECTED EVEN ON THE MOVE

Electronic devices, for example tablets, navigation systems, and smartphones are always changing they also contain ever-increasing amounts of personal information. For this reason, instead of featuring a special interface, New Eurocargo is pre-configured to integrate seamlessly with the device selected by the driver:

The dashboard is pre-configured for a universal support to be installed; two 5 USB sockets are positioned next to this support.

Staying connected on the road means you can keep in touch with the rest of the world; nowadays, this is an essential work tool, which New Eurocargo offers its customers.

Thanks to the **IVECO UTP** (Unified Telematics Platform) Telematics Box, now available as a factory-fitted option, New Eurocargo is pre-configured for the remote connection and supply of telematic services.

- basic telematic services (GPS positioning detection, geo-fencing, timer on the steering wheel, tachograph/consumption/driver evaluation data transmission);
- customised telematic services (delivery management, traffic information, messages, driving instructions).



TOTAL COST OF OWNERSHIP (TCO)

HELPING YOU SAVE UP TO 5% ON TCO

NEW EUROCARGO IS A BUSINESS PARTNER WHICH CAN HELP TO SAVE YOU MONEY AND SAVE THE PLANET: the best choice for robustness, versatility, productivity – and also for Total Cost of Ownership.

- The vehicle's new look and high quality (in terms of technology and features) further boost its residual value.
- The reliability of the IVECO HI-SCR helps minimise maintenance costs and downtime.
- The Tector 5 160 and 190 hp engines improve performance and efficiency at low speeds (typical of urban missions).
- Combining these engines with new efficiency-enhancing solutions such as EcoRoll and EcoSwitch can reduce diesel fuel consumption by up to 8 % in the urban cycle.

Overall, New Eurocargo REPRESENTS AN IMPROVEMENT OF UP TO 5 % IN THE TOTAL COST OF OWNERSHIP COMPARED WITH THE PREVIOUS MODEL.



VERSATILITY

AN EFFICIENT PARTNER FOR EVERY MISSION

From deliveries to construction, from refrigerated transport to urban services, **NEW EUROCARGO IS THE MOST VERSATILE VEHICLE IN ITS CATEGORY** – and is also easy to body. Made from high-yield-strength steel, the chassis frame can accommodate body lengths of 4265 to 10175 mm; the side members are parallel along the entire length and are pre-configured to simplify assembly of the superstructure.

New Eurocargo offers three different cab types to satisfy the requirements of every job.

- Day cab: offering the best balance between overall body width and length, and best suited to daily work in major cities.
- Sleeper cab: available in a standard or high roof version; this cab is designed to provide overnight accommodation and is equipped with one or two bunks. Two illuminated boxes (accessible from both inside and outside) provide 260 litres of additional space for storing bags or tools. The outer door can be opened using an electric control.
- Crew cab (with standard roof): designed to transport the whole crew plus tools and equipment: it can accommodate six passengers in addition to the driver, and is particularly well suited for use in construction and fire prevention services.

In total, New Eurocargo is available in 11000 factory versions, resulting from the combination of its product variants: two types of driveline, 10 gross vehicle weight levels and seven power outputs, 12 gearboxes, 15 wheelbases and three types of cab with two roofs – in addition to a wide range of suspension systems, axle ratios, axles and PTOs (up to 1100 Nm).

MLC – DAY, LOW ROOF



1 STEP



2 STEPS

MLL – SLEEPER, HIGH ROOF



1 STEP



2 STEPS

MLL – SLEEPER, LOW ROOF



1 STEP



2 STEPS

MLD – CREW CAB



1 STEP



2 STEPS



4X2 WITH 1 ACCESS STEP



MODEL	GVW (kg)	MAX. GCW (kg)	VERSION			CABS			ENGINES			GEARBOXES				SUSPENSION			WHEELBASES (mm)
			Std	R (towing)	K (tipper)	Day	Sleeper	Crew	TECTOR 5			Manual		Automated	Automatic	Mechanical	Pneumatic rear	Full pneumatic	
									160 hp	190 hp	210 hp	6	9	6	5				
75	7500	16500	<div></div>	<div></div>	<div></div>	<div></div>	<div></div>		<div></div>	<div></div>	<div></div>	<div></div>	<div></div>	<div></div>		<div></div>	<div></div>		2790-3105-3330-3690-4185-4455-4815
80L	8000		<div></div>	<div></div>	<div></div>	<div></div>	<div></div>		<div></div>	<div></div>	<div></div>	<div></div>	<div></div>	<div></div>		<div></div>	<div></div>		2790-3105-3330-3690-4185-4815
80	8000	18000	<div></div>	<div></div>	<div></div>	<div></div>	<div></div>		<div></div>	<div></div>	<div></div>	<div></div>	<div></div>	<div></div>	<div></div>	<div></div>	<div></div>	<div></div>	2790-3105-3330-3690-4185-4455-4815
100	10000		<div></div>	<div></div>	<div></div>	<div></div>	<div></div>		<div></div>	<div></div>	<div></div>	<div></div>	<div></div>	<div></div>	<div></div>	<div></div>	<div></div>	<div></div>	2790-3105-3330-3690-4185-4455-4815
110L	11000	18000	<div></div>	<div></div>		<div></div>	<div></div>		<div></div>	<div></div>	<div></div>	<div></div>	<div></div>	<div></div>	<div></div>	<div></div>	<div></div>		3105-3330-3690-4185-4455-4815
120L	12000		<div></div>	<div></div>		<div></div>	<div></div>	<div></div>	<div></div>	<div></div>	<div></div>	<div></div>	<div></div>	<div></div>	<div></div>	<div></div>	<div></div>		3105-3330-3690-4185-4455-4815

4X2 WITH 2 ACCESS STEPS



MODEL	GVW (kg)	MAX. GCW (kg)	VERSION			CABS			ENGINES						GEARBOXES					SUSPENSION			WHEELBASES (mm)
			Std	R (towing)	K (tipper)	Day	Sleeper	Crew	TECTOR 5			TECTOR 7			Manual		Automated		Automatic	Mechanical	Pneumatic rear	Full pneumatic	
									160 hp	190 hp	210 hp	250 hp	280 hp	320 hp	6	9	6	12	5				
120	12000	26000	<div></div>	<div></div>	<div></div>	<div></div>	<div></div>	<div></div>		<div></div>	<div></div>	<div></div>	<div></div>	<div></div>		<div></div>	<div></div>	<div></div>	<div></div>	<div></div>	<div></div>	<div></div>	3105-3690-4185-4455-4815-5175-5670-6570
140	14000		<div></div>	<div></div>	<div></div>	<div></div>	<div></div>	<div></div>		<div></div>	<div></div>	<div></div>	<div></div>		<div></div>	<div></div>	<div></div>	<div></div>	<div></div>	<div></div>	<div></div>	<div></div>	<div></div>
150	15000	35000	<div></div>	<div></div>	<div></div>	<div></div>	<div></div>	<div></div>			<div></div>	<div></div>	<div></div>	<div></div>	<div></div>	<div></div>	<div></div>	<div></div>	<div></div>	<div></div>	<div></div>	<div></div>	3105-3690-4185-4455-4815-5175-5670-6570
160	16000		<div></div>	<div></div>	<div></div>	<div></div>	<div></div>			<div></div>	<div></div>	<div></div>	<div></div>	<div></div>	<div></div>	<div></div>	<div></div>	<div></div>	<div></div>	<div></div>	<div></div>	<div></div>	<div></div>
180	18000	35000	<div></div>	<div></div>	<div></div>	<div></div>	<div></div>				<div></div>	<div></div>	<div></div>	<div></div>	<div></div>	<div></div>	<div></div>	<div></div>	<div></div>	<div></div>	<div></div>	<div></div>	3690-4185-4590-4815-5175-5670-6210-6570

OFF-ROAD 4X4



MODEL	GVW (kg)	MAX. GCW (kg)	VERSION			CABS			ENGINES				GEARBOXES			SUSPENSION		WHEELBASES (mm)
			Std	R (towing)	K (tipper)	Day	Sleeper	Crew	TECTOR 7				Manual		Automatic	Parabolic	Reinforced	
									220 hp	250 hp	280 hp	320 hp	6	6+PTO	5			
110E	11500	21000	■	■	■	■	■		■	■			■	■	■	■	■	3240-3690-3915-4150
150E	15000	24000	■	■	■	■	■			■	■		■	■	■	■	■	3240-3690-3915-4150

NEW EUROCARGO 4X4

The 4x2 version of New Eurocargo is accompanied by a [permanent all-wheel drive](#) version with a gross vehicle weight of 11.5 and 15 tonne and wheelbases from 3240 to 4150 mm.

Available with a day cab or sleeper cab with a standard roof, [the New Eurocargo 4x4](#) is equipped with front towing jaw (as standard) and special protection for off-road driving: steel bumpers, headlamp grilles, radiator guard and two retractable access steps. It is available with parabolic or semi-elliptical leaf spring suspension and in versions with single or twin wheels.

[Tector 7 engines](#) are available on power variants from 220 to 280 hp, matched with 6-speed manual gearboxes. A PTO can be integrated into the gearbox.

[New Eurocargo 4x4](#) also offers a version with an [automatic gearbox](#) and is equipped with double reduction drive axles. The 2-speed torque transfer box/reducer provides traction to the front and rear shafts via the longitudinal differential. [The three differentials feature locks](#) which are operated by the driver (as standard) to guarantee traction even under low-grip conditions. The electro-pneumatic system automatically disengages the locks when the vehicle speed exceeds 15 mph (25 kph).

The impressive steering angle (of 40 to 48 degrees, depending on the tyres used) ensures manoeuvrability even on [urban building sites](#).



MODEL	TWIN WHEELS 10R22.5				SINGLE WHEELS 365/80R20				TWIN WHEELS 11R22.5				SINGLE WHEELS 395/85R20				SINGLE WHEELS 14R20			
Wheelbase (mm)	3240	3690	3915	4150	3240	3690	3915	4150	3240	3690	3915	4150	3240	3690	3915	4150	3240	3690	3915	4150
Hump angle (°)	21	19	18	18	22	20	19	19	21	19	18	18	22	22	21	21	23	23	22	22
Departure angle (°)	15	15	15	11	17	17	17	12	16	16	16	11	16	16	16	12	17	17	17	13
Approach angle (°)	28				29				28				31				32			
Ground clearance (mm)	321				351				333				392				428			
Lateral gradient (°)	30				28				30				28				26			
Maximum climbable gradient On-Road	41%				38%				38%				33%				31%			
Maximum climbable gradient Off-Road	> 100%				> 100%				> 100%				> 80%				> 74%			
Wading depth up to (mm)	473				501				489				542				578			

CUSTOMER SERVICES

IVECO: ALWAYS BY YOUR SIDE

NEW EUROCARGO IS MUCH MORE THAN A VEHICLE: IT IS A COMPLETE TRANSPORT SOLUTION which offers perfect integration between product and services.

IVECO works closely with its customers, thanks to its extensive network of experts who know the requirements of the transport industry. IVECO workshops provide the manufacturer's quality combined with the skill of technicians who know New Eurocargo like no one else.



CUSTOMER SERVICES

ELEMENTS maintenance and repair contracts offer customised assistance programmes which ensure your vehicle remains in full working order and ensures it retains its value over time. Each package can be conveniently combined according to the customer's requirements and mission, guaranteeing you receive a service which is tailored to your needs.



ASSISTANCE NON-STOP is the roadside assistance service which helps you get back on the road with a simple phone call. Responding to calls in 10 languages, 24 hours a day, 7 days a week, the IVECO Customer Centre will contact your nearest IVECO service centre who will help get your vehicle back on the road.



EXPERT CENTRE this is the teleservices centre for all IVECO vehicles. Dedicated diagnostic and repair tools, such as E.A.S.Y. and its accessories, guarantee an efficient, rapid response even when remote assistance is required.



Genuine Parts
HIGH PERFORMANCE

IVECO GENUINE PARTS protect New Eurocargo and maintain optimum vehicle performance and efficiency. IVECO knows the value of your time which is why it has an efficient, state-of-the-art original parts sourcing and distribution system, ensuring integrated re-stocking of its authorised Service Network, with daily, round-the-clock deliveries, all over Europe.



Accessories
BUSINESS SOLUTIONS

With the **IVECO ACCESSORIES** range, you can customise your vehicle with new features to enhance its technology, design, safety and comfort. The accessories catalogue offers a broad range of items to satisfy practical, stylistic and aerodynamic requirements.



IVECO
MERCHANDISING

IVECO MERCHANDISING offers a wide variety of items for both business and leisure: from clothing and accessories to scale models of light, medium and heavy duty vehicles. You can share the IVECO brand style with your family and friends by browsing the catalogue at www.ivecostore.com.



IVECO
CAPITAL

IVECO CAPITAL is our brand dedicated to financial services; in association with BNP-Paribas Leasing Solutions, it offers a full range of financial services, vehicle hire and leasing solutions to cover the costs of maintenance and repair services, and extended warranty.

All our financing programmes can be tailored to customer requirements and applied to any type of vehicle – new, used or even bodied and equipped vehicles are all included.

IVECO CAPITAL helps customers choose the right financial products for the economic and fiscal needs of their company.

More information is available from all IVECO dealerships.

IVECO recommends



IVECO

Your partner for sustainable transport

IVECO SPA VIA PUGLIA, 35 10156 TURIN - ITALY WWW.IVECO.COM.UK

THE INFORMATION AND IMAGES IN THIS CATALOGUE ARE PROVIDED AS A GUIDELINE ONLY. IVECO RESERVES THE RIGHT TO MAKE CHANGES FOR ANY COMMERCIAL OR CONSTRUCTION REASONS AT ANY TIME WITHOUT NOTICE

PUBLICATION M168601UK - 01/16